

# Setting an online exam using moodle

prepared by  
Dr. Zaid Al-Attar



# Dr. ZAID AL-ATTAR CV

- MBChB degree in medicine and surgery ,College of Medicine/Al-Nahrain University (2001)
- M.SC. degree in pharmacology ,College of Medicine /Al-Nahrain University (2005)
- PhD. pharmacology from University of Liverpool /UK (2017)
- 2017 till now ; Lecturer in pharmacology Dept. –Al-Kindy college of medicine  
moderator of the E-learning Unit

## Prizes :

1. 1st place in Medical sciences in Bahr Al-Uloom prize awarded by Bahr Al-uloom Foundation Organization 2017 / Najaf /Iraq.
2. Iraqi Science day Ministry of Higher Education : Best published research 2018

Contact emails: zaidattar77@gmail.com

zaidattar@kmc.uobaghdad.edu.iq

# Online examination (formative or summative?)

**Formative assessment** :assessment procedures conducted by teachers in order to modify teaching and learning activities to improve student achievement. It typically involves **qualitative feedback (rather than scores)** for both student and teacher.

**summative assessment**, which seeks to monitor educational outcomes **in terms of scores**.



# Before you start the online exam

- It is important to change the **names** of students in their **profile on moodle** from **English to Arabic**
- Otherwise , there will be problems in reporting the scores at the end of exam because the names of students in the college lists are in Arabic.

# Home page of Moodle

E-Learning



Social networks



## Log in

Username

Password

Remember username

**Log in**

[Forgotten your username or password?](#)

Cookies must be enabled in your browser [?](#)

Some courses may allow guest access

**Log in as a guest**

provide username  
and password

After you have logged in you may navigate through the courses

If you don't find it click **MORE**

The screenshot shows the E-Learning dashboard for user 'zaid ihsan'. The top navigation bar includes the 'E-Learning' logo, a notification bell, a chat icon, the user's name 'zaid ihsan', and a profile dropdown menu. Below the navigation bar, the user's profile is displayed with a placeholder image and the name 'zaid ihsan'. A 'Dashboard' button is located below the profile. On the right side of the dashboard, there is a 'Customise this page' button. The main content area is divided into three columns. The left column is titled 'NAVIGATION' and contains a 'Dashboard' section with sub-items: 'Site home', 'Site pages', and 'My courses'. Under 'My courses', there is a list of course categories: 'P1', 'P2', 'G1', 'G2', 'NM', 'HL', 'MS', 'D', 'R', and 'C'. A 'More...' option is at the bottom of this list. A red arrow points from the text 'If you don't find it click MORE' to the 'More...' option. The middle column is titled 'COURSE OVERVIEW' and has two tabs: 'Timeline' and 'Courses'. Below the tabs are three filter buttons: 'In progress', 'Future', and 'Past'. The first course listed is 'Cardio Vascular System Module' with a progress indicator showing 0%. The second course is 'Community and Health Promotion' also with a 0% progress indicator. The right column contains three widgets: 'PRIVATE FILES' (No files available), 'ONLINE USERS' (1 user: zaid ihsan), and 'LATEST BADGES' (No badges to display). At the bottom right, there is a 'CALENDAR' widget showing 'March 2018' with navigation arrows.

# Now let's click **third stage** for example



## NAVIGATION



### Dashboard

- Site home
- ▶ Site pages
- ▼ My courses
  - ▶ P1
  - ▶ P2
  - ▶ G1
  - ▶ G2
  - ▶ NM
  - ▶ HL
  - ▶ MS
  - ▶ D
  - ▶ R
  - ▶ C
  - More...
- Courses

Search courses:

Go

▶ Expand all

▶ **Miscellaneous**

▶ **first stage**

▶ **second stage**

▶ **third stage**

▶ **fourth stage**

▶ **fifth stage**

▶ **sixth stage**

# Now please click the renal system module

## AI-Kindy College of Medicine E-Learning

Dashboard ▶ Courses ▶ third stage

### NAVIGATION

Dashboard

- ▀ Site home
- Site pages
- ▾ My courses
  - P1
  - P2
  - G1
  - G2
  - NM
  - HL
  - MS
  - D
  - R
  - C
- ▀ More...
- ▾ Courses

Course categories:

Search courses:

🔄 **Endocrine System Module**

🔄 **Community and Health Promotion**

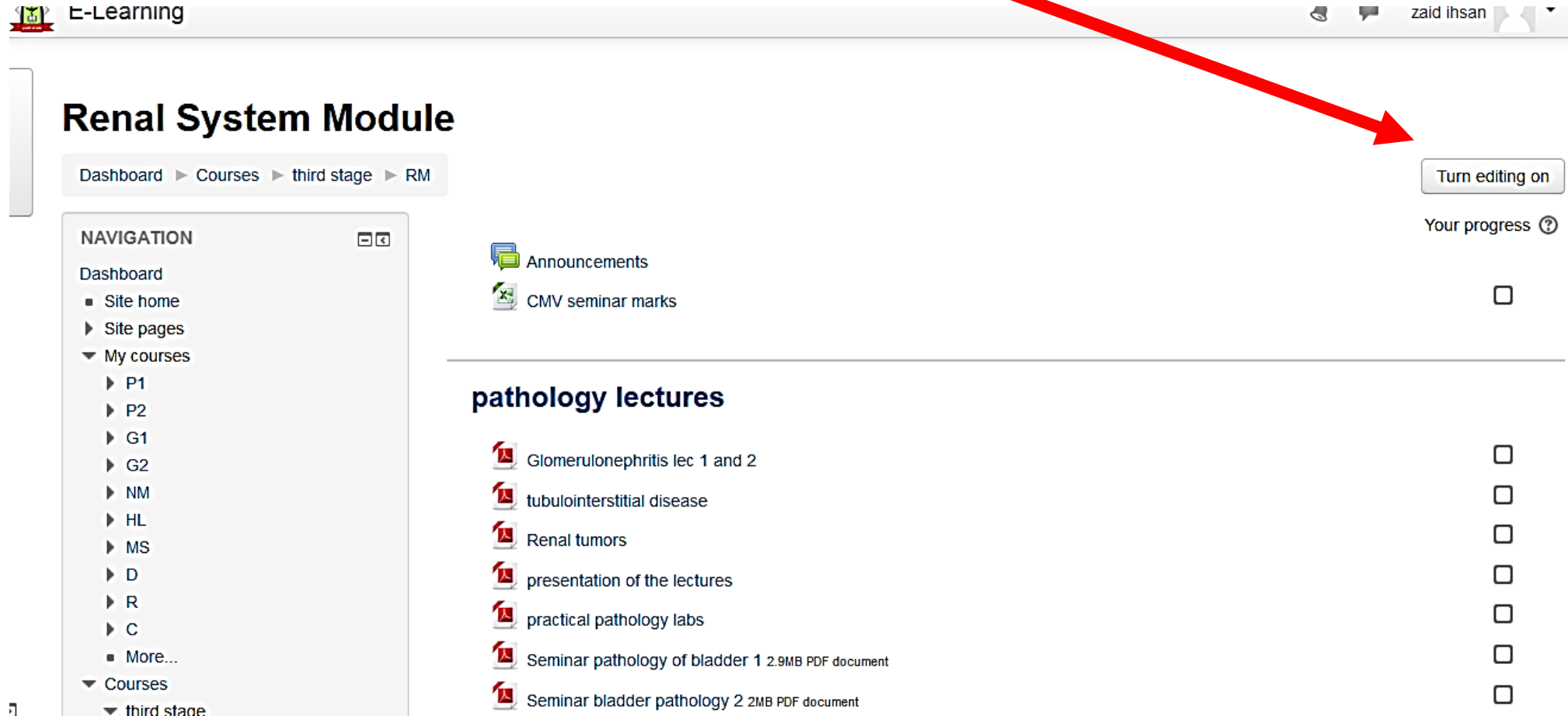
🔄 **Renal System Module**

🔄 **Reproductive System Module**

🔄 **Neuroscience Module**



# Now you click **TURN EDITING ON**



E-Learning zaid ihsan

## Renal System Module

Dashboard ▶ Courses ▶ third stage ▶ RM

**NAVIGATION**

- Dashboard
  - Site home
  - Site pages
  - My courses
    - P1
    - P2
    - G1
    - G2
    - NM
    - HL
    - MS
    - D
    - R
    - C
    - More...
  - Courses
    - third stage

Announcements

CMV seminar marks

---

### pathology lectures

- Glomerulonephritis lec 1 and 2
- tubulointerstitial disease
- Renal tumors
- presentation of the lectures
- practical pathology labs
- Seminar pathology of bladder 1 2.9MB PDF document
- Seminar bladder pathology 2 2MB PDF document

Turn editing on

Your progress ?

Now please click **ADD AN ACTIVITY OR RESOURCE**

The screenshot shows a Moodle course interface. On the left is the 'ADMINISTRATION' sidebar with a tree view of course management options. The main content area displays a list of activities under the heading 'athology lectures'. A red arrow points from the text above to the '+ Add an activity or resource' button in the top right corner of the main content area.

**ADMINISTRATION**

- Course administration
  - Edit settings
  - Turn editing off
  - Course completion
    - Users
  - Filters
    - Reports
  - Gradebook setup
    - Badges
  - Backup
  - Restore
  - Import
  - Reset
    - Question bank
- MS
- D
- R
- C
- More...
- Courses

**athology lectures**

- Announcements
- CMV seminar marks
- Glomerulonephritis lec 1 and 2
- tubulointerstitial disease
- Renal tumors
- presentation of the lectures
- practical pathology labs
- Seminar pathology of bladder 1 (2.9MB PDF document)

Turn editing off

Edit

Edit

+ Add an activity or resource

Edit

Edit

Edit

Edit

Edit

Edit

# Now please select Quiz

The screenshot shows an E-Learning interface with a sidebar navigation menu and a central dialog box. The sidebar includes a 'NAVIGATION' section with a tree view of courses and modules. The dialog box, titled 'Add an activity or resource', lists various activities and resources. A red arrow points to the 'Quiz' option in the list.

**E-Learning**

## Renal System Module

Dashboard ▶ Courses ▶ third stage ▶ RM

**NAVIGATION**

- Dashboard
  - Site home
  - Site pages
  - My courses
    - P1
    - P2
    - G1
    - G2
    - NM
    - HL
    - MS
    - D
    - R
    - C
    - More...
- Courses

**Add an activity or resource**

Select an activity or resource to view its help. Double-click on an activity or resource name to quickly add it.

**ACTIVITIES**

- Assignment
- Chat
- Choice
- Database
- External tool
- Feedback
- Forum
- Glossary
- Lesson
- Quiz
- SCORM package
- Survey
- Wiki

**Add** **Cancel**

Here you write the title and a short description of your quiz

▼ General

Name \*

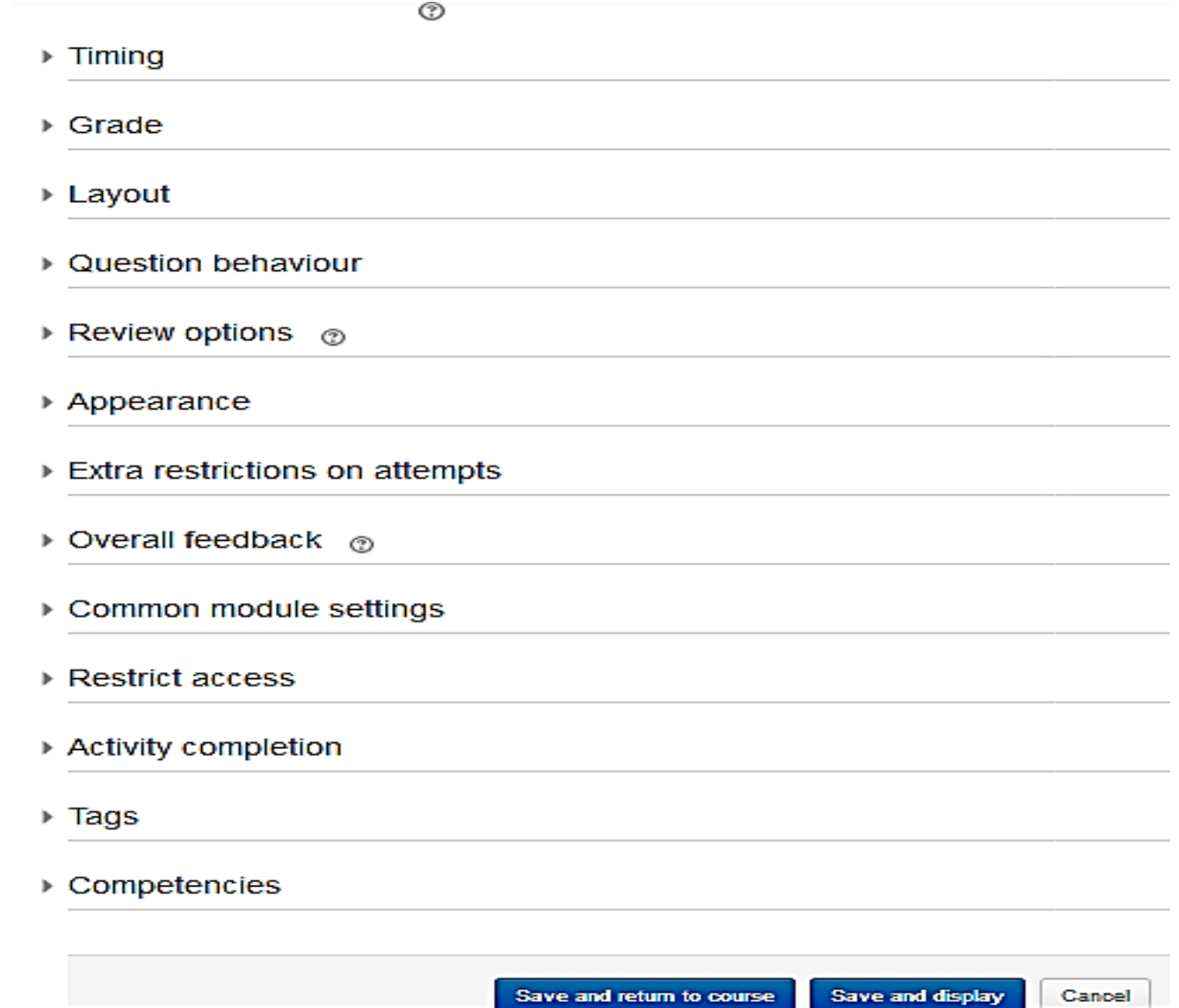
MCQs exam in pharmacology

Description



This quiz will assess your knowledge about renal system pharmacology

You will have many options to optimize (some of them)



A screenshot of a settings menu with a list of options, each preceded by a right-pointing chevron. The options are: Timing, Grade, Layout, Question behaviour, Review options (with a help icon), Appearance, Extra restrictions on attempts, Overall feedback (with a help icon), Common module settings, Restrict access, Activity completion, Tags, and Competencies. At the bottom of the menu is a light gray bar containing three buttons: 'Save and return to course' (blue), 'Save and display' (blue), and 'Cancel' (white with gray border).

- ▶ Timing
- ▶ Grade
- ▶ Layout
- ▶ Question behaviour
- ▶ Review options ⓘ
- ▶ Appearance
- ▶ Extra restrictions on attempts
- ▶ Overall feedback ⓘ
- ▶ Common module settings
- ▶ Restrict access
- ▶ Activity completion
- ▶ Tags
- ▶ Competencies

Save and return to course Save and display Cancel

Then you specify the time limits parameters.  
**Once the quiz starts according to time settings  
you can't change any option**

Administration

third stage

- EM
- CH
- RM
- Participants

PM

Miscellaneous

Display description on course page

▼ Timing

Open the quiz 15 March 2018 01 01 Enable

Close the quiz 21 March 2018 23 50 Enable

Time limit 0 minutes Enable

When time expires Open attempts are submitted automatically

Submission grace period 1 days Enable

▼ Grade

Time allowed for each student to answer since **his logging time.**  
(I prefer to keep it disabled)

Keep them like this

Then specify the grading system. **Attempts allowed** number should be 1, otherwise there would be problems in correction.  
Leave others as shown below

▼ Grade

---

Grade category ?

Uncategorised ▼

Grade to pass ?

0.00

Attempts allowed

1 ▼

Grading method ?

Last attempt ▼

Here you may specify how many questions shown per page. *I prefer every question*

The screenshot shows the settings for a quiz in a learning management system. The interface is divided into several sections:

- Learning**: A sidebar menu with options like PM, Miscellaneous, and various stages (first to sixth).
- Grade**: Contains fields for 'Grade category', 'Grade to pass', 'Attempts allowed', and 'Grading method'.
- Layout**: Contains a 'New page' field and a 'Navigation method' dropdown set to 'Free'.
- Questions per page**: A dropdown menu is open, showing options from 'Never, all questions on one page' to 'Every 15 questions'. The option 'Every question' is highlighted in blue and is also selected in a smaller dropdown at the bottom of the menu.

A red arrow points from the text 'I prefer every question' to the 'Every question' option in the dropdown menu.



Layout

New page ? Every question

Navigation method \* ? Free

Show less...

Keep them like this

Question behaviour

Shuffle within questions ? Yes

Shuffle within questions (if you like)

How questions behave ? Deferred feedback

- Adaptive mode
- Adaptive mode (no penalties)
- Deferred feedback
- Deferred feedback with CBM
- Immediate feedback
- Immediate feedback with CBM
- Interactive with multiple tries

Type of feedback

Review options ?

During the attempt

Imm

r, while the quiz is still

After the quiz is closed

The attempt ?

The attempt

The attempt

The attempt

Whether correct ?

Whether correct

Whether correct

Whether correct

## Deferred feedback (suitable for MCQs)

Students must enter an answer to each question and then submit the entire quiz, before anything is graded or they get any feedback.

**Adaptive mode and Adaptive mode (no penalties)** له الحق في محاولة  
الاجابة اكثر من مرة

Allows students to have multiple attempts at the question before moving on to the next question.

## Manual grading (suitable for essay questions)

you can now choose to have every question in the quiz manually graded, if you wish.

**Interactive mode** يحاول الاجابة عدة مرات الى ان يقدم الاجابة الصحيحة ثم ينتقل الى السؤال الاخر

After submitting one answer, and reading the feedback, the student has to click a 'Try again' button before they can try a new response. Once the student has got the question right, they can no longer change their response. Once the student has got the question wrong too many times, they are just graded wrong (or partially correct) and get shown the feedback and can no longer change their answer. There can be different feedback after each try the student makes.

**Immediate feedback** يقدم الاجابة مرة واحدة ويحصل على التقييم انيا

Similar to interactive mode in that the student can submit their response immediately during the quiz attempt, and get it graded. However, they can only submit one response, they cannot change it later.

**Deferred feedback or Immediate feedback with Certainty-based marking (CBM)**  
اضافة الى الاجابة على الطالب ان يذكر مقدار تاكده من الاجابة وعلى اساس هذا المقدار يتم تقييم الاجابة والدرجة

With CBM, the student does not only answer the question, but they also indicate how sure they are they got the question right. The grading is adjusted by the choice of certainty, so that students have to reflect honestly on their own level of knowledge in order to get the best mark.

Review options are **for students** thus enable only options of last column and disable others

▼ Review options ?

**During the attempt**

- The attempt ?
- Whether correct ?
- Marks ?
- Specific feedback ?
- General feedback ?
- Right answer ?
- Overall feedback ?

**Immediately after the attempt**

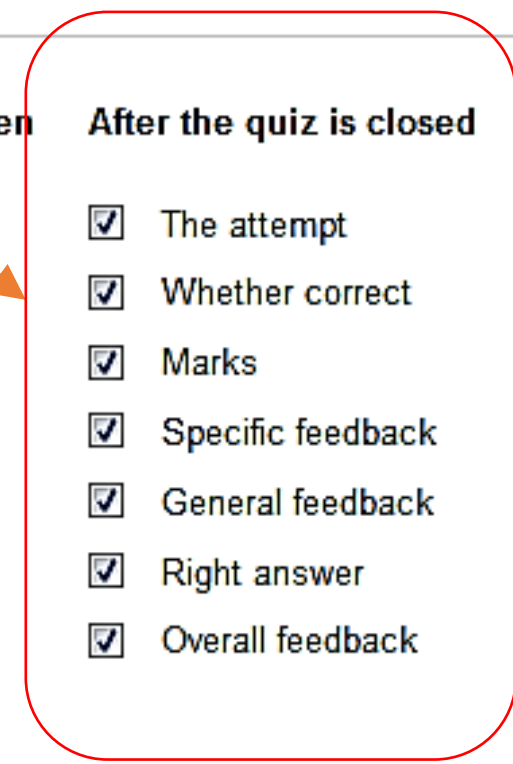
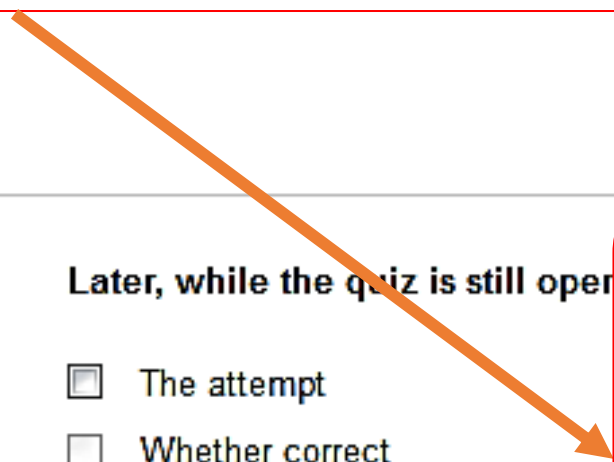
- The attempt
- Whether correct
- Marks
- Specific feedback
- General feedback
- Right answer
- Overall feedback

**Later, while the quiz is still open**

- The attempt
- Whether correct
- Marks
- Specific feedback
- General feedback
- Right answer
- Overall feedback

**After the quiz is closed**

- The attempt
- Whether correct
- Marks
- Specific feedback
- General feedback
- Right answer
- Overall feedback



# Then you specify the appearance of quiz

## ▼ Appearance

Show the user's picture ?

No image ▾

Decimal places in grades ?

2 ▾

Decimal places in question grades \*

Same as for overall grades ▾

Show blocks during quiz attempts ? \*

No ▾

[Show less...](#)

## ▼ Extra restrictions on attempts

Require password ?

[Click to enter text](#) ✎ 🔍

[Show more...](#)

Keep them like  
this

Then you may set the options to give automatic feedback according to the score

▼ Overall feedback ?

Grade boundary 100%

Feedback



Excellent

Grade boundary

90%

Feedback



very good

Grade boundary

80%

Add 3 more feedback fields

You may put number or percentage

You may add more fields

# Other options: show on course page if you like students to start the quiz

## ▼ Common module settings

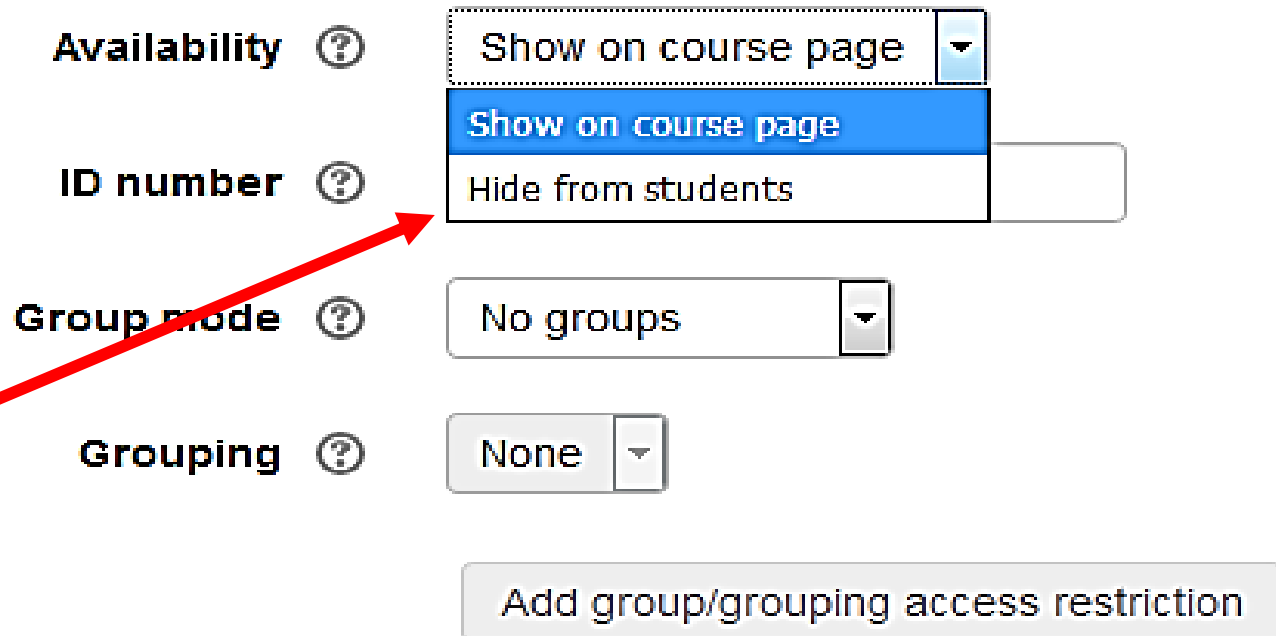
**Important!! : Hide from students**  
allows you to test your knowledge and skills in setting online exam without students notice

Availability ⓘ

ID number ⓘ

Group mode ⓘ

Grouping ⓘ



Leave this as **none**  
or you may add restrictions to allow certain students or  
certain lecturers by putting a password

▼ Restrict access

Access restrictions

None


Add restriction...




# Leave these options as shown below

## ▼ Activity completion


---

**Completion tracking** 

Do not indicate activity completion 

**Require view**

Student must view this activity to complete it

**Require grade** 

Student must receive a grade to complete this activity

**Require passing grade** 

Require passing grade  Or all available attempts completed


**Expect completed on** 

10  March  2018   Enable

## ▼ Tags

---

**Tags** No selection

Enter tags... 

Leave these options as shown below then click **save and return to course** or **save and display**

▼ Competencies

Course competencies 

No selection

Search

Upon activity completion:

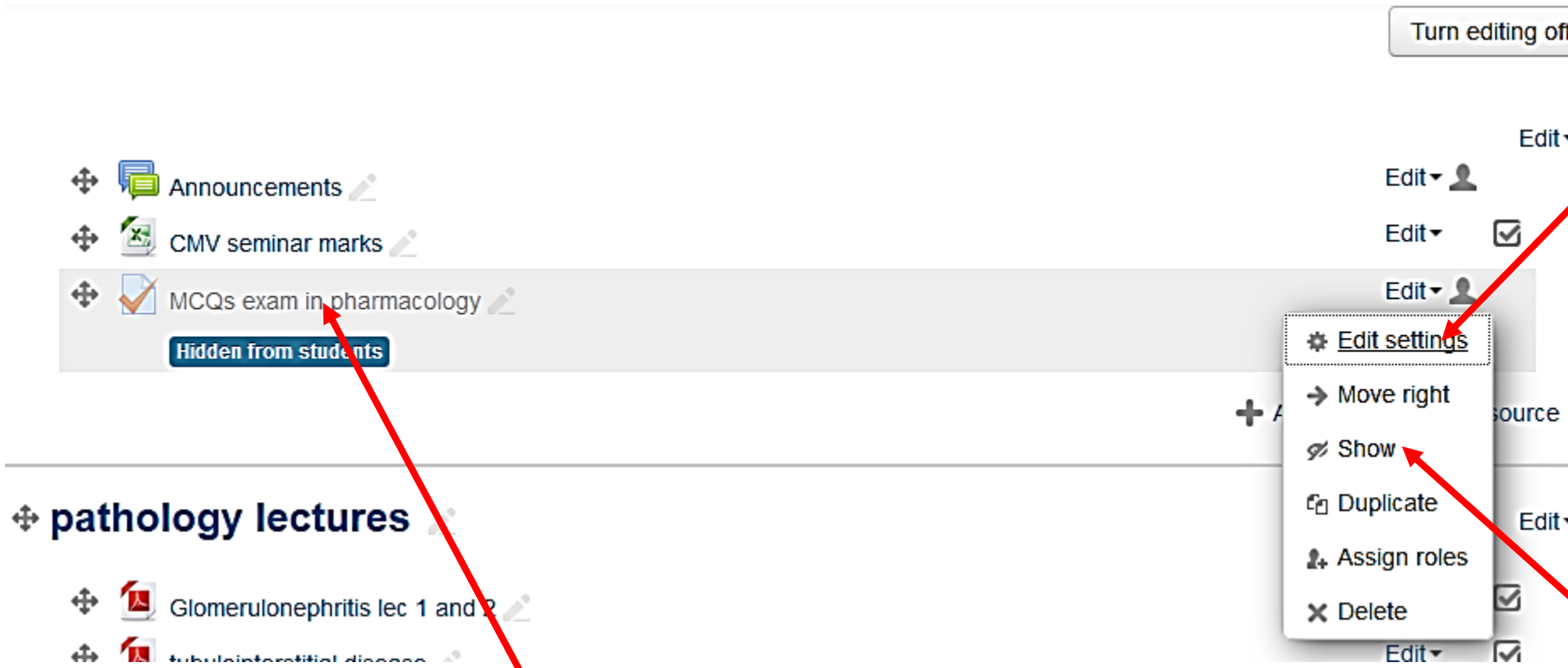
Do nothing

Save and return to course

Save and display

Cancel

If you have chosen (**hide from students**) option It will appear like this (**hidden from students**) so only lecturers can see it



This icon will return you back to edit previously mentioned settings

By Clicking **SHOW**, students would be able to see the question

Then to add questions one by one ...**click** on the icon

# Click **Edit quiz**

## MCQs exam in pharmacology

This quiz will assess your knowledge about renal system pharmacology

Attempts allowed: 1

The quiz will not be available until Thursday, 15 March 2018, 1:00 AM

This quiz will close at Thursday, 22 March 2018, 11:50 PM

Grading method: Last attempt

No questions have been added yet



Edit quiz

Back to the course

# Editing quiz: MCQs exam in pharmacology ?

Questions: 0 | Quiz closed (opens 15/03/18, 01:00)

Repaginate

Select multiple items

Maximum grade

10.00

Save

Total of marks: 0.00

Set the **total grade** for marks and **save**

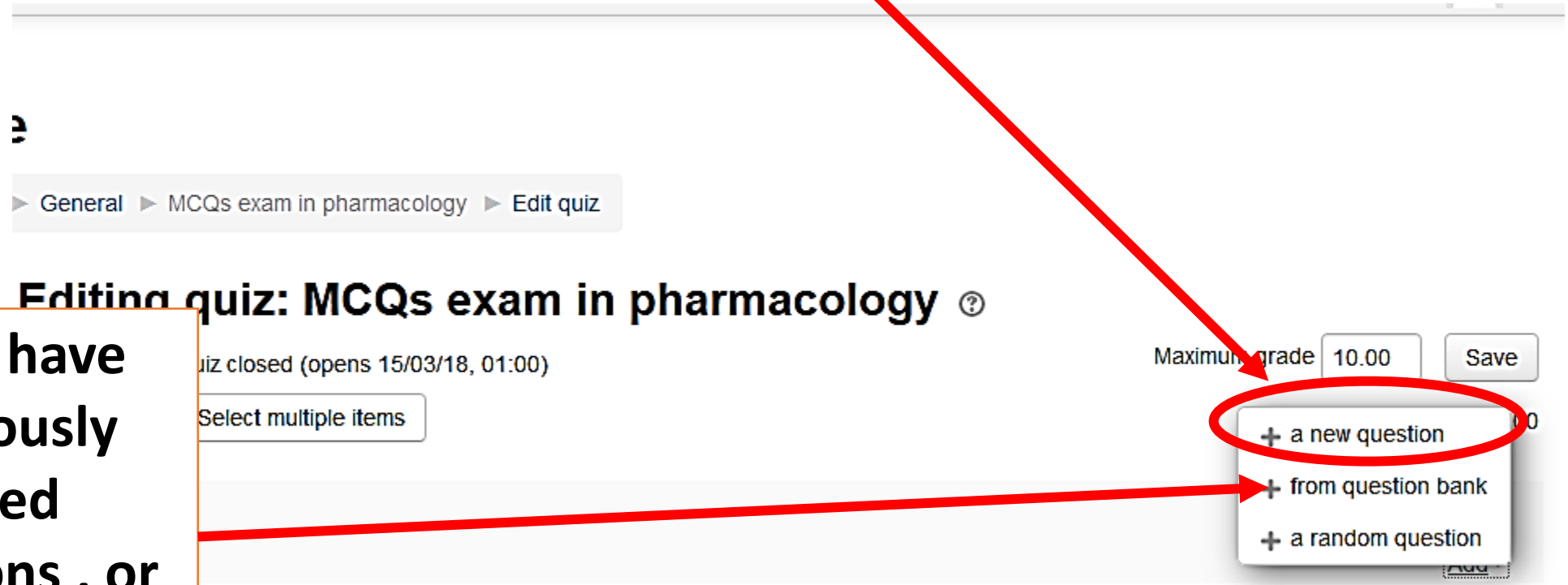
Click **add** to start adding questions one by one

Shuffle (0)

Add

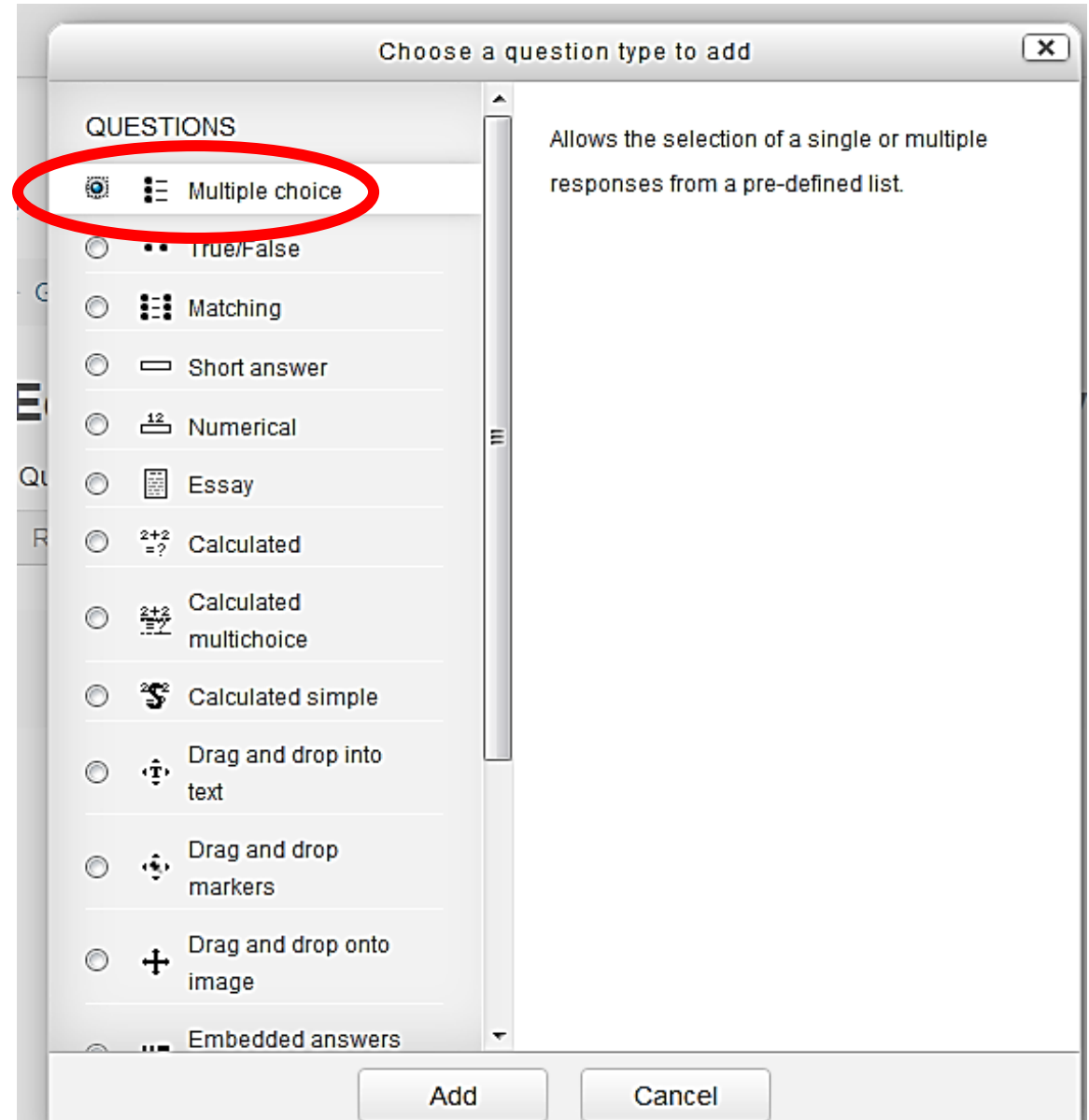
Shuffle of the questions (if you like)

# Select new question



**If you have previously saved questions , or questions of previous years**

Then click  
**multiple choice**  
(multiple choice  
questions:  
MCQs)



# You will get this page

## Editing a Multiple choice question ?

▶ Expand all

General

Write the number of the question

Write the main text of the question

Keep them like this

Current category Default for RM (3)  Use this category

Save in category Default for RM (3) ▼

Question name \*

1

Question text \*



Regarding urinary antiseptics, the true statement is:



Specify the mark (grade) of an correct answer

Default mark \*

1

General feedback ?



Choose **ONE ANSWER**

One or multiple answers?

One answer only



Shuffle the choices? ?



Number the choices?



A., B., C., ...



# Then you write Choices 1 and 2

## ▼ Answers

<b>Choice 1</b>	
	Used in upper UTI
<b>Grade</b>	None <input type="button" value="v"/>
<b>Feedback</b>	

<b>Choice 2</b>	
	Used in both acute and chronic UTI
<b>Grade</b>	None <input type="button" value="v"/>
<b>Feedback</b>	

# Then you write Choices 3 and 4

If the answer is correct  
give grade **100%**

Choice 3	
	Have a good systemic effect
Grade	None
Feedback	
4	
	Used in lower UTI
Grade	100%
Feedback	

- Be careful when you have shuffling of choices is **ON** :
  1. **Don't write :All of the above in the last choice** this would cause confusion for the students and incorrect scoring.  
**Instead , write: ALL of the other options**
  2. **Don't write: A and B are correct, B + C are correct**

# Here you may add some automatic feedback


▼ Combined feedback

For any correct response



Your answer is correct.

For any partially correct response




Leave this  
blank

Options

Show the number of correct responses once the question has finished

For any incorrect response




Your answer is incorrect.

Multiple tries

Penalty for each incorrect try ?

0%


Hint 1



Hint 1 options

Clear incorrect responses  Show the number of correct responses

Hint 2



Hint 2 options

Clear incorrect responses  Show the number of correct responses

Add another hint

Keep this 0%

If you allow multiple tries (in setting).

Here you may specify a penalty in the form of percentage of the mark

# Click save changes or you may do a preview

▼ Tags

Tags No selection

Enter tags... ▼

▼ Created / last saved

Created by zaid ihsan on Saturday, 10 March 2018, 11:08 PM

Last saved by zaid ihsan on Saturday, 10 March 2018, 11:26 PM

Save changes and continue editing

Preview

Save changes

Cancel

To add more questions to this MCQs exam  
click add (before or after)

## Editing quiz: Mcqs exam in pharamcology <sup>?</sup>

Questions: 1 | Quiz open (closes 27/04/18, 10:45)

Maximum grade 10.00

Save

Repaginate

Select multiple items

Total of marks: 1.00



Page 1

Shuffle <sup>?</sup>

1



1 Regarding urinary antiseptics the true statement is




1.00

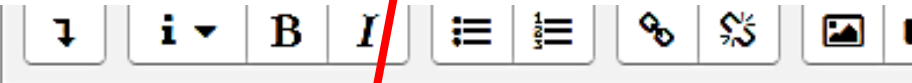
Add ▾

Add ▾




When more than one choice is correct ,  
choose **Multiple answers allowed**

GENERAL FEEDBACK 



**One or multiple answers?**

**Shuffle the choices?** 

**Number the choices?**

Make sure that total mark of multiple correct choices is not above 100%

The image shows a quiz editor interface with two choice items. Each item has a text input field, a grade dropdown menu, and a feedback text area with a rich text editor toolbar. The first choice is labeled 'Choice 2' and contains the text 'Chemotherapy may cause gout'. The second choice is labeled 'Choice 3' and contains the text 'Gout sometimes is caused by metabolic syndrome'. Both choices have their grade set to 50%. A red arrow points from the text box above to the grade dropdowns of both choices. At the bottom of the interface, there are two buttons: 'Save changes' and 'Cancel', which are highlighted with a green border.

**Choice 2**

Chemotherapy may cause gout

**Grade** 50%

**Feedback**

**Choice 3**

Gout sometimes is caused by metabolic syndrome

**Grade** 50%

**Feedback**

Save changes Cancel


Moodle Penalty system allows you only to penalize false choices when you click them as true

again make sure that the total score is 100%





The screenshot displays three choice options in a Moodle question editor. Each choice has a text input field, a grade dropdown menu, and a feedback text area with a rich text editor toolbar. The first choice, 'Choice 1', has the text 'Urine strips is a precise method to measure urine ph' and a grade of '-25%'. The second choice, 'Choice 2', has the text 'When urine is acidic the blood is acidic always' and a grade of '50%'. The third choice, 'Choice 3', has the text 'Cystex<sup>®</sup> drug inhibits the growth of bacteria' and a grade of '50%'. The 'Save changes' and 'Cancel' buttons are highlighted with a green box. Red arrows point from the text boxes on the left to the grade dropdown menus for each choice.

Choice	Text	Grade
Choice 1	Urine strips is a precise method to measure urine ph	-25%
Choice 2	When urine is acidic the blood is acidic always	50%
Choice 3	Cystex <sup>®</sup> drug inhibits the growth of bacteria	50%

Then after final setting the quiz click **turn editing off**



Turn editing off

- Edit ▾
- Edit ▾ 
- Edit ▾
- Edit ▾ 
- Edit ▾ 
- Edit ▾ 

# Very important

- Once you have started adding the questions **never** stop till finishing them all.
- If you stop and log out suddenly or there is internet shutdown , the whole question series of this exam would crash.
- But , you may get some of questions you have written saved in questions bank.

If you click on **questions bank** icon ,  
you may see old questions

Add from the question bank at the end

Select a category:

Default for CH (12) ▾

The default category for questions shared in context 'CH'.

Search options ▾

Also show questions from subcategories

Also show old questions

T ▲ Question

1 In alcohol addiction

10 Addiction treatment

2 In drug addiction, the term craving means:

3 delta fos b has a role in

4 the main neurotransmitter in addiction is

5 Benzodiazepines

6 Alcohol

7 Methamphetamine

8 cocaine

9 steroids

Click on the  
questions you  
like then click  
**add** at buttom

Make sure the maximum grade equals the sum of all questions score then click **save**

## Community and Health Promotion

### Editing quiz: sfd

Questions: 5 | This quiz is open

[Repaginate](#)

[Return to: Dr. Zaid Ihsan](#)

Maximum grade  [Save](#)

Total of marks: 5.00

Shuffle

Page 1

1 1.00 [Edit question 1](#)

Page 2

2 1.00

Page 3

3 1.00

Page 4

4 1.00

Page 5

5 1.00

[Return to: Dr. Zaid Ihsan](#)

If you like to change individual questions click on this

Then click return

In preview you still have the chance to edit question (if it didn't start, according to time settings), But you can't add more questions or change the general setting

Dashboard ▶ Courses ▶ third stage ▶ RM ▶ General ▶ MCQs exam in pharmacology ▶ Preview

**QUIZ NAVIGATION**

1 2 3

Finish attempt ...

Start a new preview

**You can preview this quiz, but if this were a real attempt, you would be blocked because:**

This quiz is not currently available

**Question 1**

Not yet answered

Marked out of 1.00

Flag question

Edit question

Regarding urinary antiseptics, the true statement is:

Select one or more:

- A. Used in upper UTI
- B. Used in both acute and chronic UTI
- C. Have a good systemic effect
- D. Used in lower UTI



Quiz Appearance  
*for a student*

# For students the question would appear like this


## Renal System Module


Dashboard ▶ Courses ▶ third stage ▶ RM


### NAVIGATION


Dashboard

- Site home
- ▶ Site pages
- ▼ My courses
  - ▶ P1
  - ▶ P2
  - ▶ G1
  - ▶ G2

 Announcements

 CMV seminar marks

 MCQs exam in pharmacology

Your progress 



---

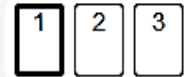
**pathology lectures**

# The students should click on right answer(s)

## Renal System Module

[Dashboard](#) ▶ [Courses](#) ▶ [third stage](#) ▶ [RM](#) ▶ [General](#) ▶ [MCQs exam in pharmacology](#)

### QUIZ NAVIGATION



Finish attempt ...

### Question 1

Not yet answered

Marked out of 1.00

Flag question

Regarding methenamine the true choice is:

Select one:

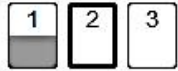
- A. Works best in alkaline urine
- B. Indicated for proteus infection
- C. Acts as bactericidal
- D. Sulfonamides have antagonistic effect when combined with methenamine

Next page

# Next question

Dashboard ► Courses ► third stage ► RM ► General ► MCQs exam in pharmacology

## QUIZ NAVIGATION



Finish attempt ...

### Question 2

Not yet answered

Marked out of 1.00

Flag question

Alkalinization of urine:

Select one:

- A. Increases the action of co-trimoxazole
- B. Is done by potassium phosphate
- C. Is done in amphetamine poisoning
- D. Will facilitate the excretion of alkaline drugs

Previous page

Next page

# Next question

## Renal System Module

Dashboard ▶ Courses ▶ third stage ▶ RM ▶ General ▶ MCQs exam in pharmacology

### QUIZ NAVIGATION



Finish attempt ...

### Question 3

Not yet answered

Marked out of 1.00

Flag question

Regarding urinary antiseptics, the true statement is:

Select one or more:

- A. Used in upper UTI
- B. Used in both acute and chronic UTI
- C. Have a good systemic effect
- D. Used in lower UTI

Previous page

Finish attempt ...

Then student should click submit for the answer to be counted

*Note. Don't forget to tell students click the submit icon*

Dashboard ▶ Courses ▶ third stage ▶ RM ▶ General ▶ MCQs exam in pharmacology ▶ Summary of attempt

QUIZ NAVIGATION



Finish attempt ...

## MCQs exam in pharmacology

### Summary of attempt

Question	Status
1	Answer saved
2	Answer saved
3	Answer saved

Return to attempt

This attempt must be submitted by Thursday, 22 March 2018, 11:50 PM.

Submit all and finish

# For the student: After the deadline of submission there would be feedback with the mark

## QUIZ NAVIGATION



Show one page at a time

Finish review

<b>Started on</b>	Saturday, 10 March 2018, 11:39 PM
<b>State</b>	Finished
<b>Completed on</b>	Saturday, 10 March 2018, 11:40 PM
<b>Time taken</b>	1 min 10 secs
<b>Marks</b>	2.00/3.00
<b>Grade</b>	6.67 out of 10.00 (67%)
<b>Feedback</b>	good

### Question 1

Incorrect

Mark 0.00 out of 1.00

Flag question

Regarding methenamine the true choice is:

Select one:

- A. Works best in alkaline urine
- B. Indicated for proteus infection
- C. Acts as bactericidal
- D. Sulfonamides have antagonistic effect when combined with methenamine ✘

Your answer is incorrect.

The correct answer is: Acts as bactericidal

# Next question

Question **2**

Correct

Mark 1.00 out of  
1.00

Flag question

Alkalinization of urine:

Select one:

- A. Increases the action of co-trimoxazole ✓
- B. Is done by potassium phosphate
- C. Is done in amphetamine poisoning
- D. Will facilitate the excretion of alkaline drugs

Your answer is correct.

The correct answer is: Increases the action of co-trimoxazole



# Next question

Question 3

Correct

Mark 1.00 out of  
1.00

Flag question

Regarding urinary antiseptics, the true statement is:

Select one or more:

- A. Used in upper UTI
- B. Used in both acute and chronic UTI
- C. Have a good systemic effect
- D. Used in lower UTI ✓

Your answer is correct.

The correct answer is: Used in lower UTI

For a lecturer : After finishing the quiz

# For a lecturer: How to review students answers after the deadline

- Go back to the main menu of the topics and click the question icon

## Renal System Module

Dashboard ▶ Courses ▶ third stage ▶ RM

Turn editing on

Your progress ?

### NAVIGATION

#### Dashboard

- Site home
- ▶ Site pages
- ▼ My courses
  - ▶ P1
  - ▶ P2
  - ▶ G1
  - ▶ G2
  - ▶ NM
  - ▶ HL
  - ▶ MS
  - ▶ D
  - ▶ R
  - ▶ C
  - More...

#### Courses

- ▼ third stage
  - ▶ EM
  - ▶ CH

- Announcements
- CMV seminar marks
- MCQs exam in pharmacology

### pathology lectures

- Glomerulonephritis lec 1 and 2
- tubulointerstitial disease
- Renal tumors
- presentation of the lectures
- practical pathology labs
- Seminar pathology of bladder 1 2.9MB PDF document
- Seminar bladder pathology 2 2MB PDF document

You would get this. Click **ATTEMPTS**

## MCQs exam in pharmacology

This quiz will assess your knowledge about renal system pharmacology

Attempts allowed: 5

The quiz will not be available until Thursday, 15 March 2018, 1:00 AM

This quiz will close at Thursday, 22 March 2018, 11:50 PM

Grading method: Last attempt

Attempts: 3

0 - 5 - 10 - 15 - 20 - 25 - 30 - 35 - 40 - 45 - 50 - 55 - 60 - 65 - 70 - 75 - 80 - 85 - 90 - 95 - 100

# It would look like this




E-Learning My courses ▶ This course ▶ zaid ▶ Reset table preferences

First name  A B C D E F G H I J K L M N O P Q R S T U V W X Y Z

Surname  A B C D E F G H I J K L M N O P Q R S T U V W X Y Z

Page: 1 2 3 4 (Next)

Download table data as

	First name / Surname	Email address	State	Started on	Completed	Time taken	Grade/10.00	Q. 1 /2.50	Q. 2 /2.50	Q. 3 /2.50	Q. 4 /2.50
<input type="checkbox"/>	 عبدالعزيز كريم Review attempt	Azeezk9898@gmail.com	Finished	4 January 2019 2:33 PM	4 January 2019 2:45 PM	12 mins 20 secs	6.04	<input checked="" type="checkbox"/> 1.25	<input checked="" type="checkbox"/> 2.50	<input checked="" type="checkbox"/> 1.67	<input checked="" type="checkbox"/> 0.63
<input type="checkbox"/>	 علي جواد Review attempt	Alishauwili65@gmail.com	Finished	4 January 2019 2:36 PM	4 January 2019 2:59 PM	22 mins 53 secs	5.21	<input checked="" type="checkbox"/> 2.50	<input checked="" type="checkbox"/> 0.00	<input checked="" type="checkbox"/> 0.21	<input checked="" type="checkbox"/> 2.50
<input type="checkbox"/>	 علي فارس Review attempt	Saed18348@gmail.com	Finished	4 January 2019 4:46 PM	4 January 2019 5:52 PM	1 hour 6 mins	5.42	<input checked="" type="checkbox"/> 0.63	<input checked="" type="checkbox"/> 1.88	<input checked="" type="checkbox"/> 1.67	<input checked="" type="checkbox"/> 1.25

4

You will see many options about the marking report: *I prefer them in this way*

## Quiz Effect of drugs on urine pH

Attempts: 111

### What to include in the report

Attempts from

Attempts that are  In progress  Overdue  Finished  Never submitted

Show only attempts  that have been regraded / are marked as needing regrading

### Display options

Page size

Print marks for each question

Regrade all

Dry run a full regrade

Only one attempt per user allowed on this quiz.

First name

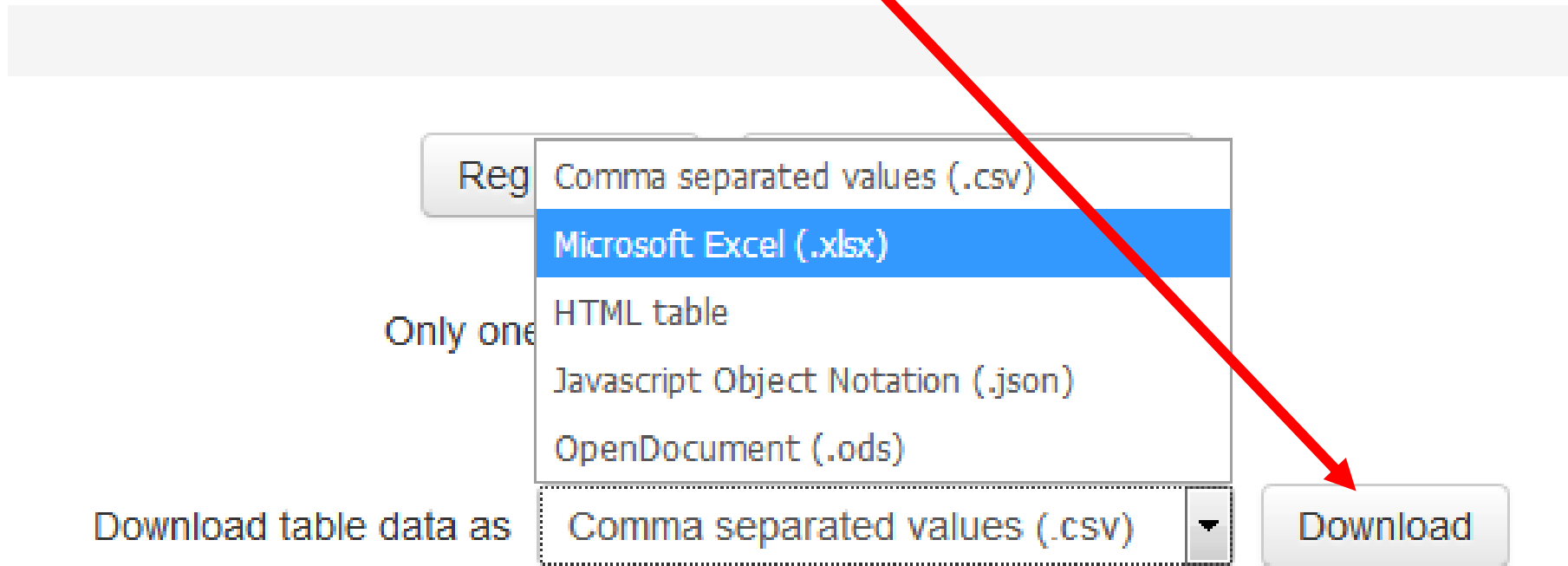
Surname

Download table data as

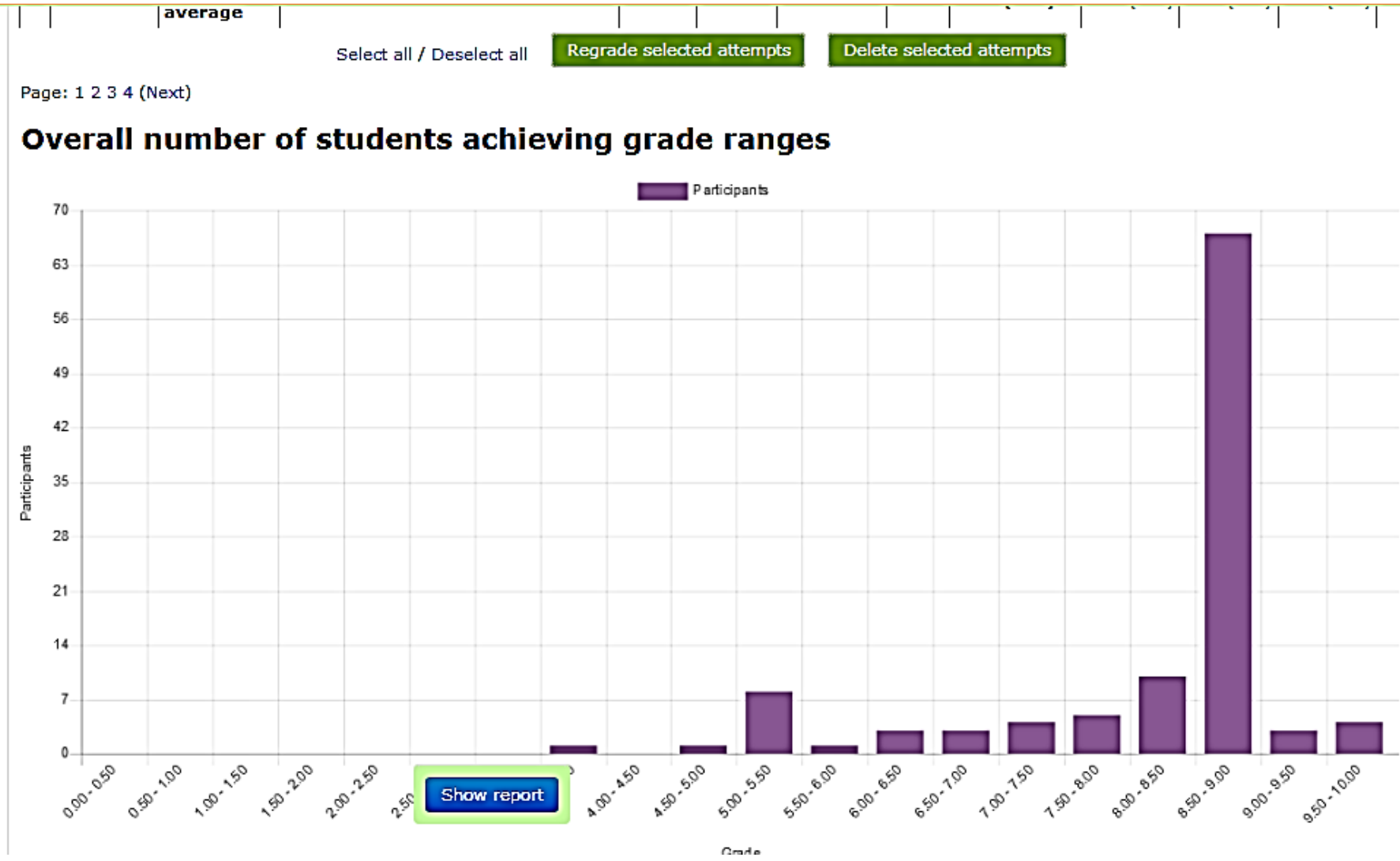
Download

Click here to download results in excel format

You may click **download** to get Excel file of all students scores



Moreover , there is a graph for the results (at the end of previous page of results)

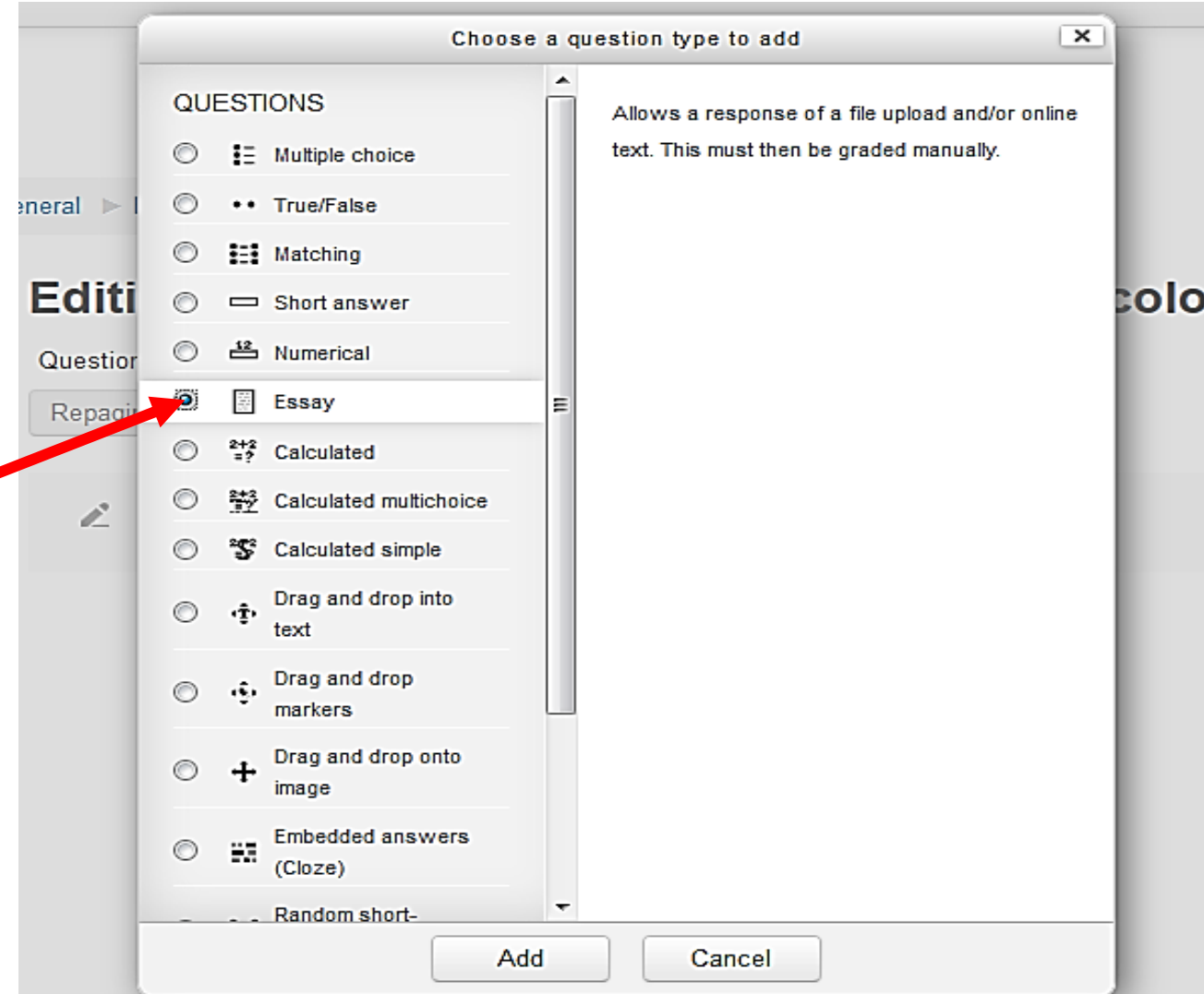




# How to design an essay question

For an essay question we use the previously mentioned method

click on **essay**



Default mark \*

10

General feedback ?



Recommended settings

Response Options

Response format

Plain text

Require text

Text input is optional

Input box size

30 lines

Allow attachments


1

Require attachments ?

Attachments are optional

Not  
important


### ▼ Response Template

Response template 



### ▼ Grader Information

Information for graders



# Essay question in renal pharmacology

Please answer the following:

1. Mention 4 drugs with their pKa values
2. Mention which drugs (of the above 4) reabsorption would be affected by changing urine pH
3. Don't use drugs examples from the tutorial
4. Don't use copy paste from your friends
5. You may answer either by submitting text directly or uploading a word file
6. Submission deadline is 6th of March
7. When you finish your answer click **submit**

Attempts allowed: 2

This quiz opened at Sunday, 11 March 2018, 1:00

This quiz will close at Wednesday, 21 March 2018, 1:

Grading method: Last attempt

Attempt quiz now

# For a student the question would look like this

al ► Essay question in renal pharmacology

## Question 1

Not yet answered

Marked out of  
10.00

Flag question

Please answer the following:

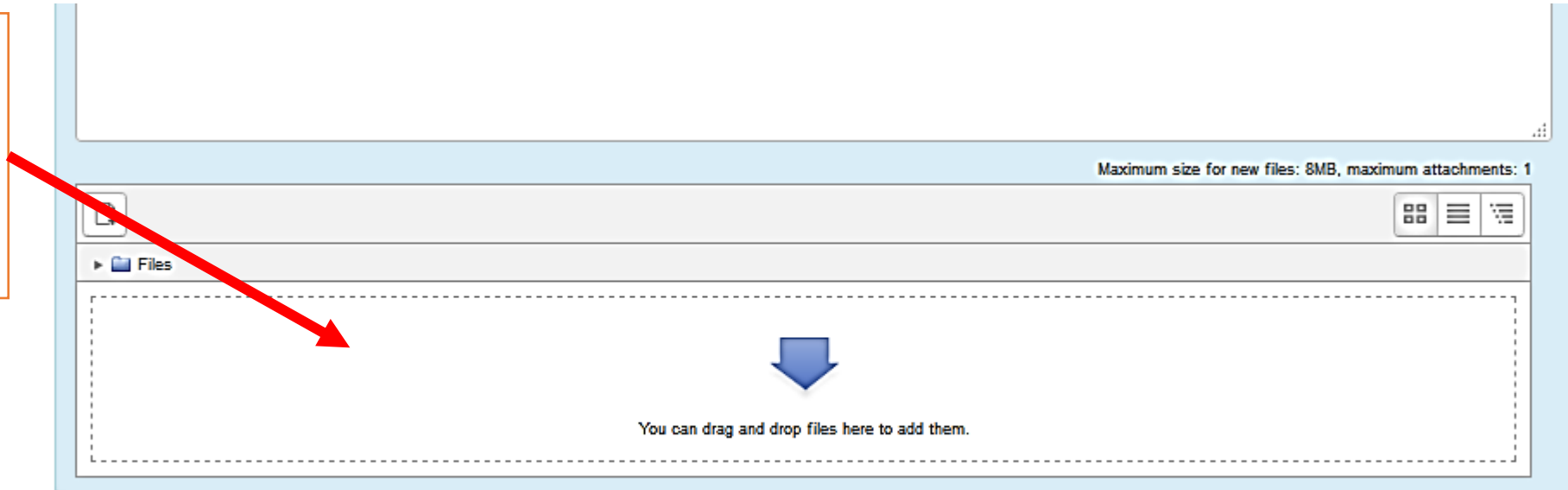
1. Mention 4 drugs with their pKa values
2. Mention which drugs (of the above 4) reabsorption would be affected by changing urine pH
3. Don't use drugs examples from the tutorial
4. Don't use copy paste from your friends
5. Submit your answer by submitting text directly or uploading a word file
6. Submission deadline is 6th of March
7. When you finish your answer click submit

Flag this question for future reference

Answer of a student

the first drug is penicillin  
second is azithromycin  
third is phynetoin  
fourth is aspirin

Or answer  
could be  
uploaded as a  
word file



Maximum size for new files: 8MB, maximum attachments: 1

Files

You can drag and drop files here to add them.

The screenshot shows a file upload interface. At the top right, it states "Maximum size for new files: 8MB, maximum attachments: 1". Below this is a header bar with a "Files" folder icon and three view icons (grid, list, and search). The main area is a large dashed rectangle containing a blue downward-pointing arrow and the text "You can drag and drop files here to add them." A red arrow from the text box on the left points to this dashed area.

Finish attempt ...

# Then , the student must click **submit**

## Renal System Module

Dashboard ▶ Courses ▶ third stage ▶ RM ▶ General ▶ Essay question in renal pharmacology ▶ Summary of attempt

### QUIZ NAVIGATION

1

Finish attempt ...

## Essay question in renal pharmacology

### Summary of attempt

Question

Status

1

Answer saved

Return to attempt

This attempt must be submitted by Wednesday, 21 March 2018, 11:00 PM.

Submit all and finish


You are logged in as zaid ihsan (Log out)  
RM



After the time deadline passes  
Click on the question icon


## Module

Page ▶ RM



 Announcements

 CMV seminar marks

 MCQs exam in pharmacology

Hidden from students

 Essay question in renal pharmacology

# You would see this

## Essay question

Please answer the following:

1. Mention 4 drugs with their pKa values
2. Mention which drugs (of the above 4) reabsorption would be affected by changing urine pH
3. Don't use drugs examples from the tutorial
4. Don't use copy paste from your friends
5. You may answer either by submitting text directly or uploading a word file
6. Submission deadline is 6th of March
7. When you finish your answer click **submit**

## Grading summary

Participants	118
Drafts	2
Submitted	101
Needs grading	85

[View all submissions](#)

[Grade](#)

Click on **GRADE**



Stamp (Alt/Shift-Alt/Ctrl-Option + m)

DF...

Submission

Submitted for grading

Graded

Student cannot view this submission

+ (19 words)

1-Drug.	Pka
Amoxicillin.	2.4
Warfarin.	5
Phenytoin.	8.3
Aspirin.	3.5

2- The ...

▶ Comments (0)

Grade

Grade out of 10 ? 8.00

Press + to see all the answer if the answer is long

Mark the answer manually

Then press the arrow to move to next student's answer

mustafa abbas  
divaraliraqi39@gmail.com

Change user

3 of 118

Stamp (Alt/Shift-Alt/Ctrl-Option + m)

the PDF...

Attempt settings

Attempts reopened	Manually
Maximum attempts	2
Attempt number	1
Allow another attempt	No

Notify students  Save changes Reset

This course ▶

Choose a question type to add

QUESTIONS

- Multiple choice
- True/False
- Matching
- Short answer
- Numerical
- Essay
- Calculated
- Calculated multichoice
- Calculated simple
- Drag and drop into text
- Drag and drop markers
- Drag and drop onto image
- Embedded answers

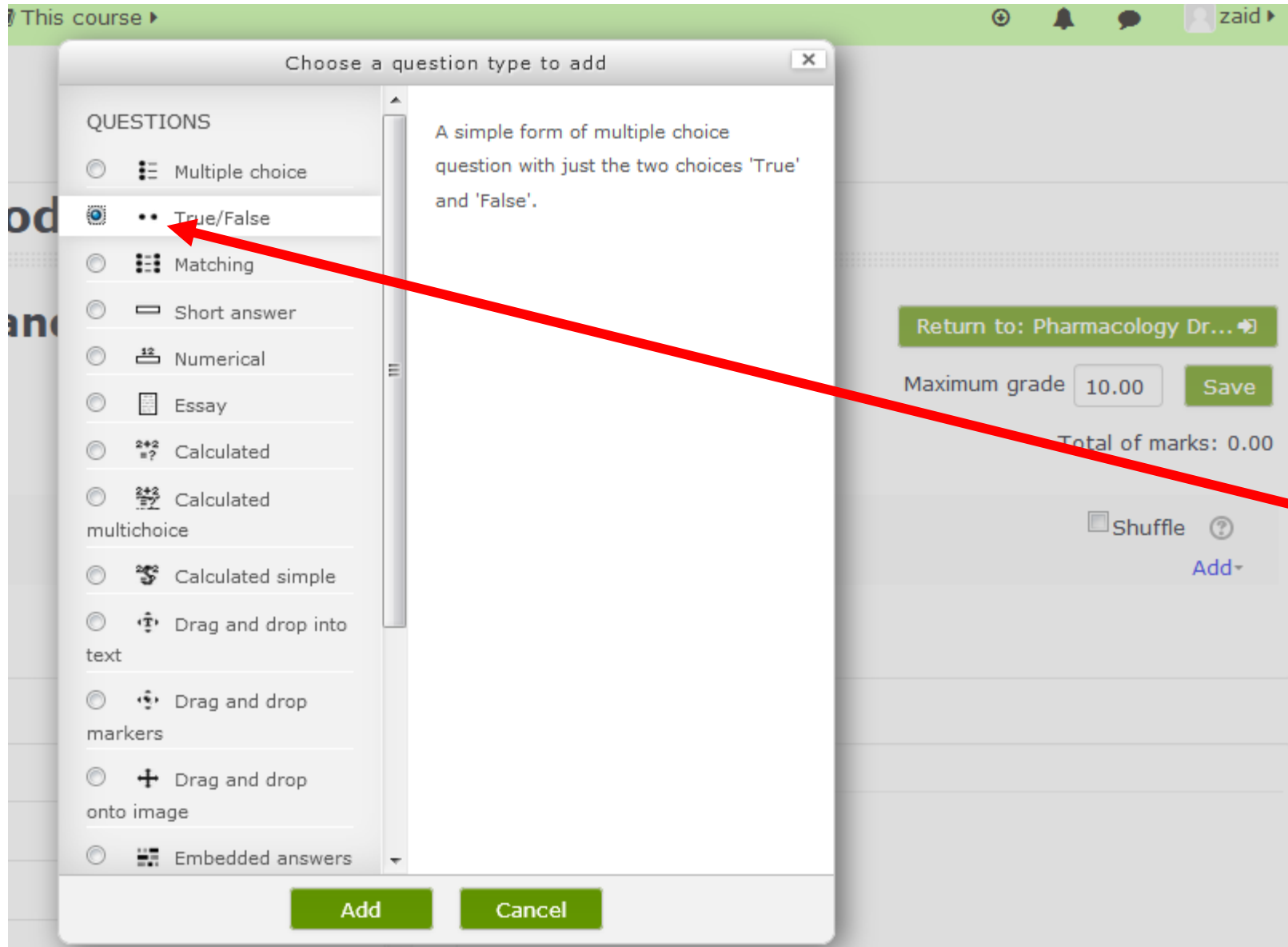
A simple form of multiple choice question with just the two choices 'True' and 'False'.

Return to: Pharmacology Dr... ↗

Maximum grade

Total of marks: 0.00

Shuffle ⓘ



If you choose  
**true and false**  
type

**then click add**

Category

Default for RM (16)

Question name

1

Question text

Rich text editor toolbar with icons for bold, italic, list, link, unlink, image, video, and document.

the main neurotransmitter in addiction is noradrenaline


Write the text of the question


Default mark









1


General feedback

Rich text editor toolbar with icons for bold, italic, image, video, and document. Includes 'Save changes' and 'Cancel' buttons.

Default mark  1

General feedback 

 **i** **B** *I*       

Correct answer False 

Choose optimal answer (true or false)

Then save

Then follow similar steps for multiple choice questions

# For the best training on moodle

- It is recommended that the lecturer has a **mock account as a student** so that after setting the quiz , the teacher logs in as a student trying to answer the questions by himself to check any errors in setting



